

### Specifications

Nominal Voltage	2V
Number of cell	1
Nominal Capacity	200Ah@10hr-rate (20A to 1.80V/cell @25°C)
Weight	Approx. 17.5Kg(dry cell:12.8Kg)
Terminal	M8,Ø=20
Container Material	SAN transparent container
Rated Capacity	283.9Ah 120hr-rate (2.366A to 1.85V/cell @25°C)
	248.2Ah 20hr-rate (12.41A to 1.80V/cell @25°C)
	211.3Ah 10hr-rate (21.13A to 1.80V/cell @25°C)
	180.4Ah 5hr-rate (36.08A to 1.75V/cell @25°C)
	121.2Ah 1hr-rate (121.2A to 1.60V/cell @25°C)
Max. Discharge Current	2400A(5sec)
Internal Resistance	Approx. 0.9mΩ(Fully charged)
Operating Temp. Range	Discharge: -20°C~55°C
	Charge : -10°C~45°C
	Storage : -15°C~45°C
Cycle Use	Charging Current: ≤50A
	Voltage: 2.35V~2.40V/cell
	Temperature compensation: -5mV/°C
Standby Use	Charging Current: No limit
	Voltage: 2.23V/cell
	Temperature compensation: -3mV/°C
Self-Discharge	less than 3% at 25°C
Design Life	20 years (floating design)

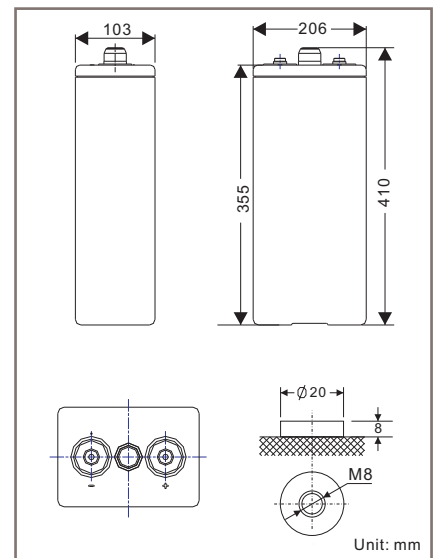
### Main Advantages

- >> adopt tubular positive plate
- >> longest lifespan under deep discharge
- >> Strong temperature resistance performance
- >> Better charge reception capability
- >> 20 years design life

### Applications

- >> Solar Power and Wind Power
- >> Telecom Power and DC Power
- >> Electric Power System
- >> Electronic instruments

Length	103±1mm (4.09 inches)
Width	206±1mm (8.14 inches)
Height	355±1mm (14.01 inches)
Total Height	410±1mm (16.06 inches)



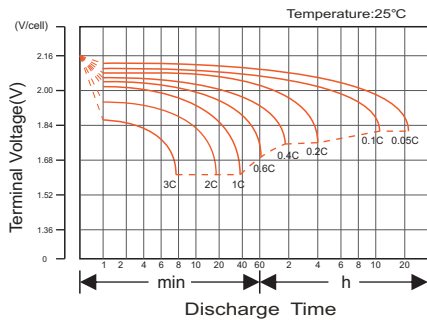
### Constant Current Discharge Characteristics: A (25°C)

F.V/Time	30 min	1h	2h	3h	4h	5h	6h	8h	10h	24h	48h
1.60V	169	115	72	52	41	36	31	25.5	21.2	9.44	5.22
1.65V	163	113	71	51	41	35	31	25.3	21.1	9.44	5.18
1.70V	156	109	69	50	40	35	31	25.0	21.0	9.34	5.14
1.75V	150	106	67	49	40	34	30	24.6	20.7	9.18	5.08
1.80V	137	101	65	48	39	33	29	23.9	20.1	8.96	4.98
1.85V	122	94	61	47	38	32	28	23.3	19.8	8.68	4.74
1.95V	99	75	53	42	35	30	26	21.1	17.8	7.96	4.44

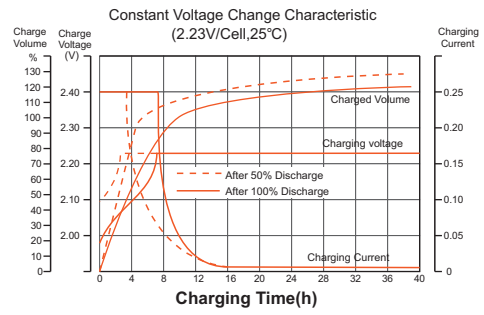
### Constant Power Discharge Characteristics: W (25°C)

F.V/Time	30 min	1h	2h	3h	4h	5h	6h	8h	10h	24h	48h
1.60V	307	213	133	96	77	66	58	47.4	39.4	17.62	9.90
1.65V	300	208	130	95	76	65	58	47.1	39.3	17.58	9.86
1.70V	288	202	127	93	75	64	57	46.4	39.1	17.38	9.78
1.75V	278	197	125	91	74	64	56	45.8	38.7	17.24	9.74
1.80V	257	190	122	91	73	63	55	45.5	37.8	17.02	9.64
1.85V	232	178	116	89	72	62	54	44.6	38.0	16.82	9.36
1.95V	195	148	105	82	69	60	52	41.9	35.5	16.06	9.10

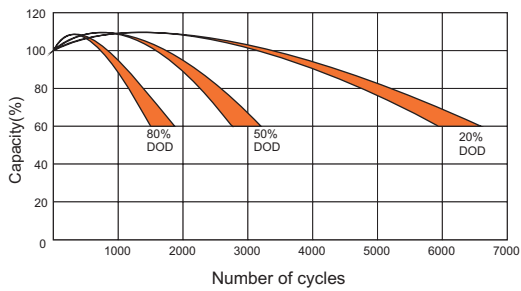
## Discharge Characteristics Curve



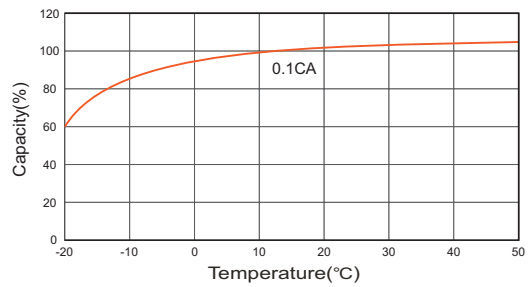
## Charging Characteristics Curve



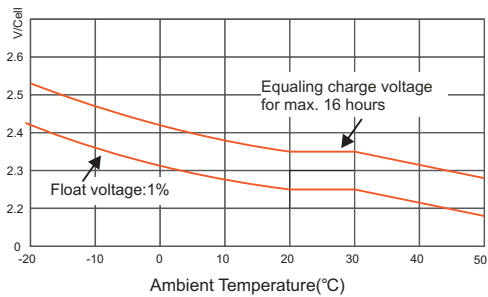
## Cycle life in relation to depth of Discharge



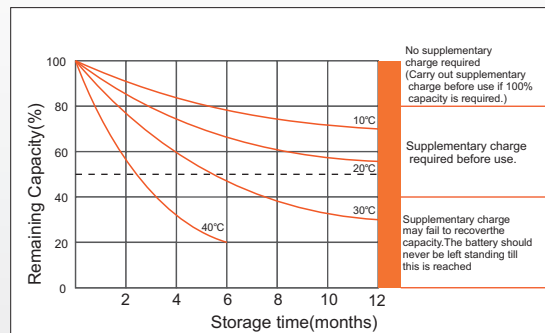
## Temperature effects on Capacity



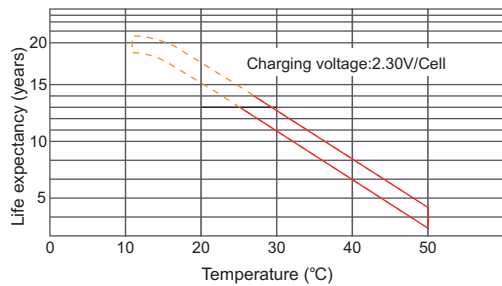
## Relationship between charging voltage and temperature



## Self-discharge Characteristics



## Temperature effects on Float life



## Life Characteristics of Standby use

